
Convening Survey Findings

‘From Common Measures to Measures in Common’ - A Convening to Enhance Measurement of Outcomes of Afterschool STEM Programs

This work is partially supported by National Science
Foundation award #1811487.

Prepared by: SJLR Solutions LLC

2020 © SJLR Solutions, LLC. All Rights Reserved.

Except as permitted under applicable law, this work may not be copied, published, disseminated, displayed, performed or played without permission of the copyright holder.

Table of Contents

Table of Contents	Page 2
Findings Summary	Page 3
Satisfaction ratings for convening components	Page 4
Preparation for convening	Page 5 – 6
Experience at the convening	Page 7 – 9
Overall experience	Page 10
Impact and participation interest	Page 11
Appendix: Survey Questions	Page 12

Findings are reflective of **30** responses to the online survey disseminated to participants after the December convening.

Findings Summary

High-level findings reveal:

100%

of the survey participants felt the convening was successful in identifying future collaborative projects that can help move the field forward

100%

of the survey participants noted that they and/or their organization was eager to help however they can with the next steps of this project

90%

of the survey participants felt prepared for the convening

88%

of the participants noted that the conversations and activities at the convening directly reflected their work as a practitioner, researcher, or disseminator

82%

of the participants felt the appropriate practitioners, researchers, and disseminators were gathered for the meeting

81%

of the participants responded that they were 'clear' or 'moderately clear' about convening goals, needs of the field, their role and responsibility at the convening, and next steps and meeting outcomes

61%

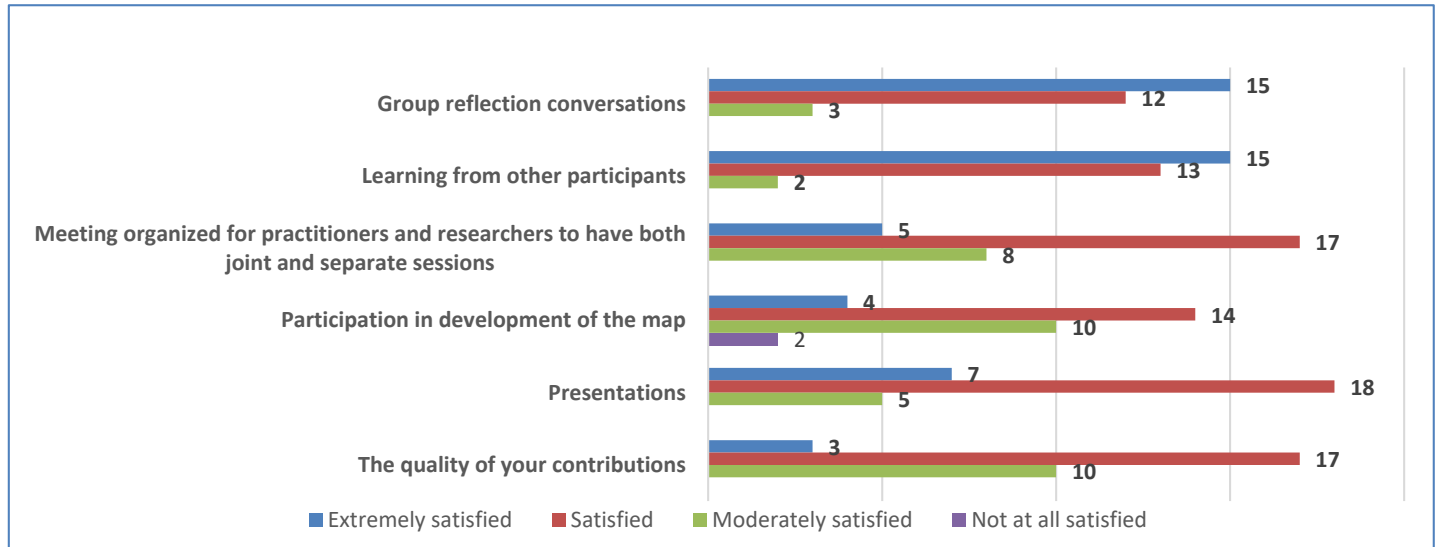
of the participants rated the convening as 'extremely' and 'very successful' in meeting its goals

50%

of the participants specifically noted in survey comments that they are excited about follow-ups and collaborations as next steps after the convening

Satisfaction ratings for convening components

- 'Satisfied' was selected 51% of the time across all components.
- Four (4) of the six (6) categories rated highest at **satisfied**: quality of contributions, presentations, participation in map development, and the joint and separate sessions for practitioners and researchers.
- 50% of participants rated learning from other participants and the group reflection conversations as **extremely satisfied**. **Extremely satisfied** was selected 27% of the time across the other categories.
- One (1) category received ratings for **not at all satisfied**: participation in the development of the map.



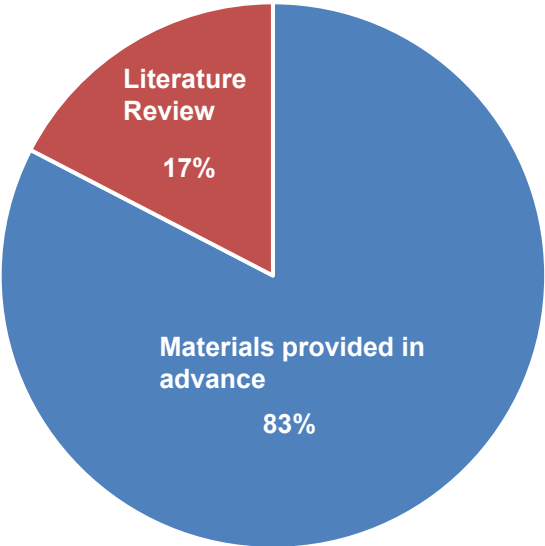
Bar chart depicts the number of responses for each category.

All 30 survey participants responded to: 'How satisfied did you feel about the following convening components?'.

Preparation for the convening

90% of participants responded that they felt prepared for the convening.

Participants who felt prepared for the convening identified that it was due to the **materials provided** prior to the meeting. The literature review was specifically noted.



The most noted reason in survey comments for not feeling prepared for the meeting was not **knowing the goals and outcomes** for the convening ahead of time.

90% of participants felt prepared for the convening. (select comments below)	10% did not feel prepared. (select comments below)
"Lit review was well developed and sparked conversation from the first discussion."	"The agenda shared was vague and [it] would have been helpful to have more details."
"Receiving the working paper in advance was very helpful. Would have liked to have a clearer sense of the types of outcomes or the meeting, even if they are emergent."	"I didn't understand what everyone would be bringing to the table, so I didn't know how the conversation would go."
"Information and communications leading up to the convening were thorough."	"I would [have] liked to have known more about my role (i.e.: the reasons for which I was invited)."

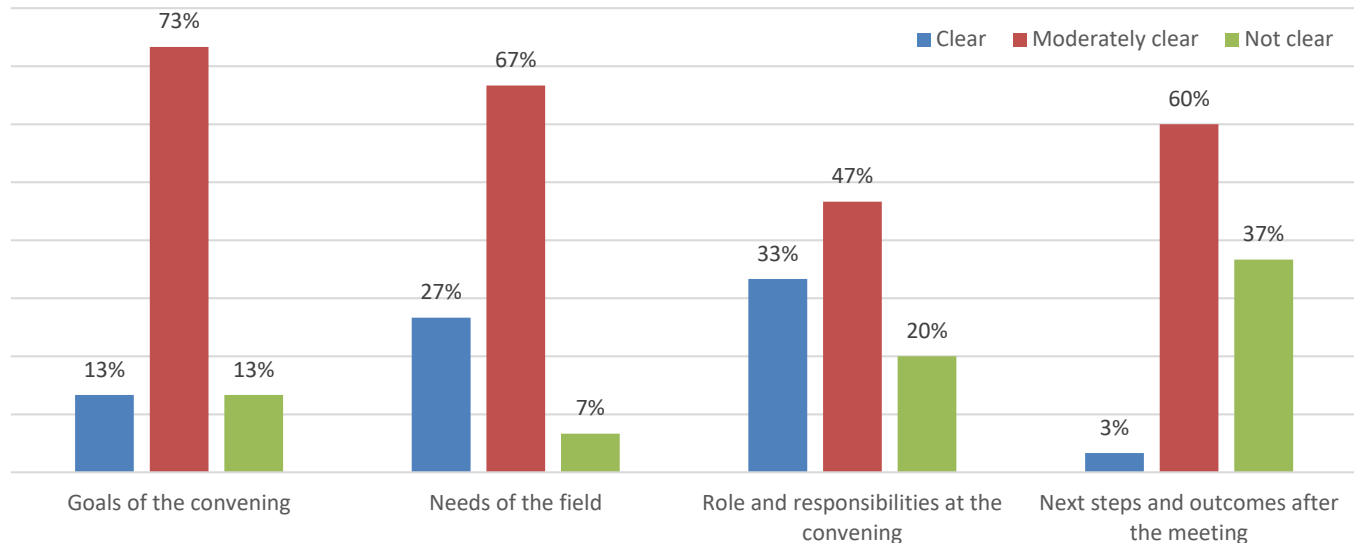
Pie chart represents the frequency of the two (2) top coded responses from participant comments. All 30 survey participants responded to: 'Did you feel prepared for the convening? Why or why not?'.
Page 5 of 12

Preparation for the convening

81% of participants responded that they were **clear** or **moderately clear** across all four (4) categories prior to attending the convening.

Ratings for 'goals' and 'next steps' in the chart below directly correlates with the comments shared by participants in survey.

They wanted to more clearly **know the goals and outcomes** for the convening ahead of time *(reference comments on page 4).*

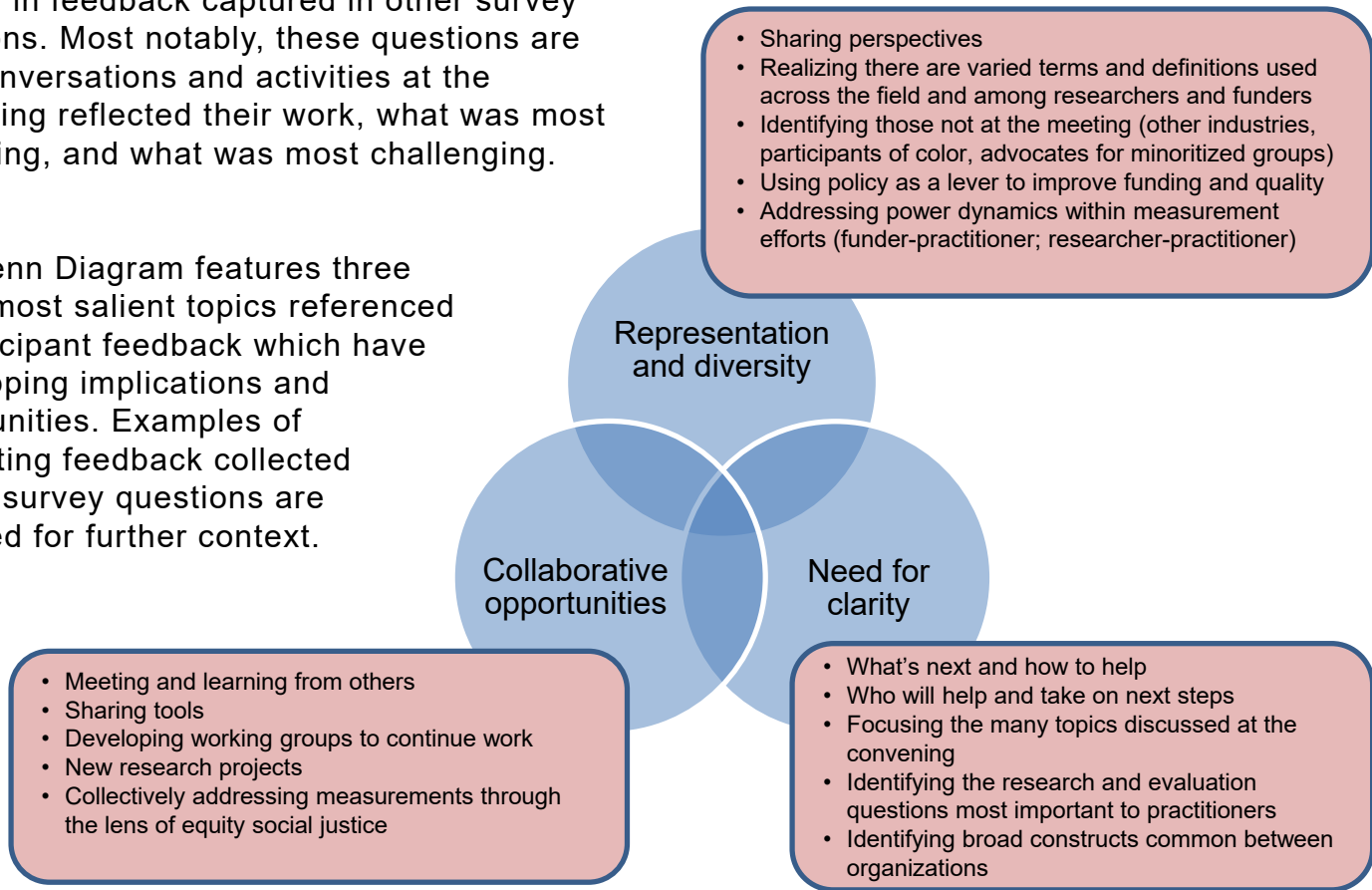


Bar chart represents the number of responses for each category.

Experience at the convening

Many 'key highlights' shared by participants about their experience at the convening are echoed in feedback captured in other survey questions. Most notably, these questions are how conversations and activities at the convening reflected their work, what was most surprising, and what was most challenging.

This Venn Diagram features three of the most salient topics referenced in participant feedback which have overlapping implications and opportunities. Examples of supporting feedback collected across survey questions are provided for further context.



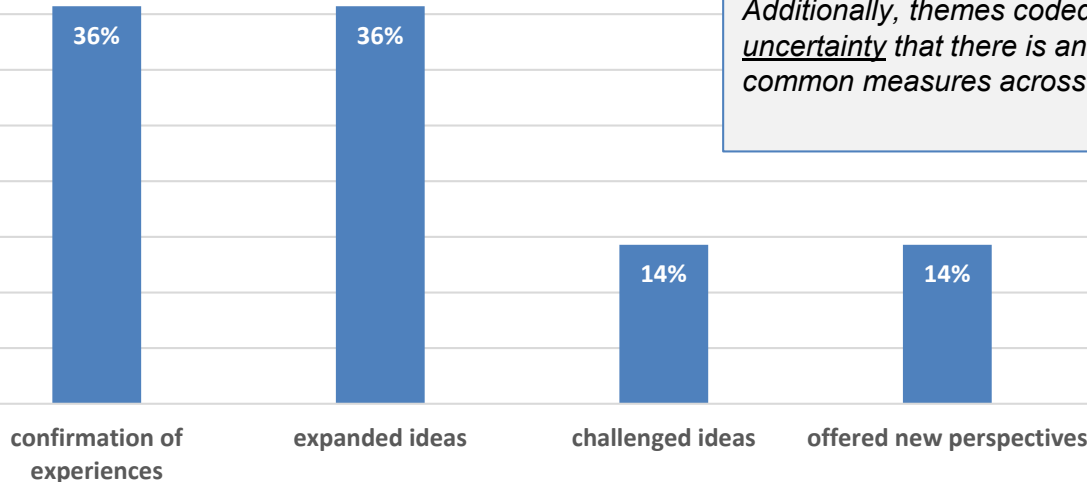
*Venn Diagram represents three (3) top themes coded from participant comments.
All 30 survey participants responded to: 'What were key highlights from your participation?'.*

Experience at the convening

88% of those convening participants who completed the survey noted that the conversations and activities at the convening directly reflected their work as a practitioner, researcher, or disseminator.

Coded comments revealed five (5) themes

- Confirmation of experience
- Expanded ideas
- Challenged ideas
- Offered new perspectives



Most feedback shared the sentiment that:

“There was alignment, but some of my perceptions were challenged and I expanded on some of my ideas about community”, it was “confirmation that we are looking at outcomes that match the field”, and “it was interesting to hear other perspectives and see areas of convergence”.

The remaining 12% of comments noted the participant is not sure if or how their work was reflected.

Additionally, themes coded from comments identified uncertainty that there is an “overarching appetite” for common measures across programs and organizations

Bar chart represents the frequency of the four (4) top themes coded from participant comments.

All 30 survey participants responded to: ‘How did the conversations and activities at the convening reflect your current experiences, successes, and challenges with research, evaluation, and/or assessment?’

Experience at the convening

82% of the participants felt the appropriate practitioners, researchers, and disseminators were gathered for the meeting

"These were terrific people, and I loved that there were members of industry, private funders, and policy folks included."

Of the 18% who noted key individuals and organizations were missing from the meeting, more than half also stated in their comments that it was a great group of participants.

77% of their comments focused on the expectation and need for more diversity in participants. *(select comments below)*

"people with models & measurement approaches from outside the ISE field (health care, org systems, etc.) who might have offered some inspirational approaches to the 'gaps'

"more practitioner-based researchers, lots of academics"

"more voices from people who actively represent and advocate from the perspective of minoritized groups would have developed and advanced the conversation"

"Latinx community"

"more participants of color"

"The discussion of STEM measurement, and the accompanying literature review, would benefit from a good dose of psychology. Expertise about performance measurement."

The following individuals and their respective organizations were shared as those thought to be missing from the conversation:

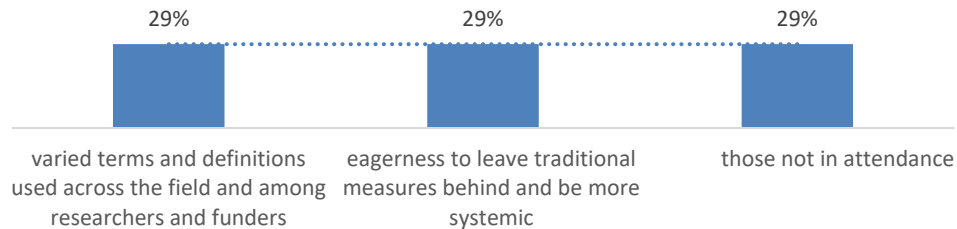
- Louise Archer
- Amy Grack Nelson
- Karen Peterman
- Alice Fu
- Cecilia Garibay
- Rebecca Teasdale

Overall Experience

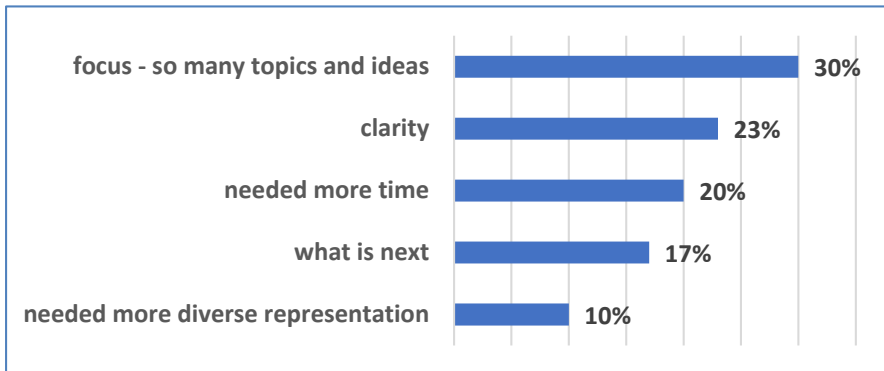
As noted in the results from the 'key highlights' shared by participants (*page 7*), feedback collected about what they found most surprising and challenging during the convening was consistent with responses across survey questions.

A key finding about surprises is that 14% of those convening attendees who completed the survey specifically stated that they were **surprised** at **how much organizations had in common**.

The other three (3) themes most frequently noted in survey comments as surprises were:



The **number of topics and ideas** discussed during the convening was the most repeated theme referenced by participants as a challenge.



Bar charts represent the frequency of the themes coded from participant comments.

All 30 survey participants responded to: 'What was most surprising?' and 'What was most challenging?'.

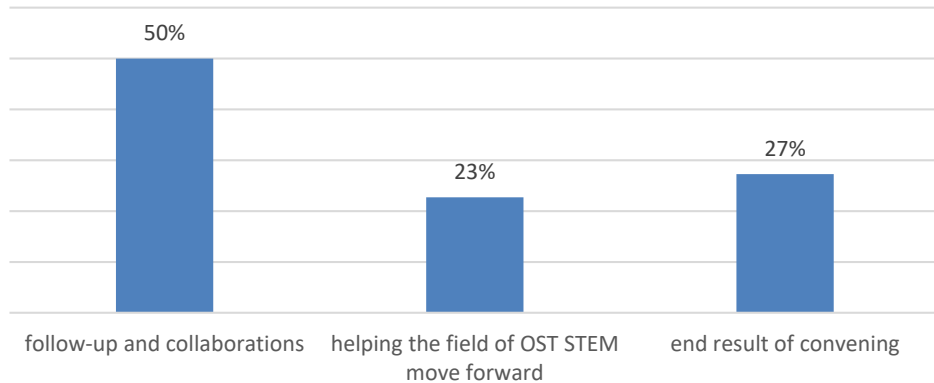
Impact and Participation Interest

When asked about the impact of the convening on the next decade of the field the themes most frequently mentioned were the **creation of new instruments and measurement approaches**, **shared measures**, and that **equity and social justice will become an assessment measure**.

100% of the survey participants felt the convening was successful in identifying **future collaborative projects** that can help move the field forward, and noted that they and/or their organization were eager to help however they can with the next steps of this project.

Of the three (3) themes about what was most exciting about next steps:

- **follow-up and collaborative** opportunities was noted in 50% of the comments, and
- seeing the **end result** and **helping to move the OST STEM field forward** were closely divided.



"I am willing to help in any way. I am excited to keep in contact with everyone that I met."

"I am not totally clear on what the specific next steps from the convening will be, but I am excited to continue helping the field of OST STEM move forward and continue evaluating its impact."

"Excited to discuss the opportunity for capacity building supports to organizations who do intend to share some common measures."

"I would welcome the chance to work on any sub-topics and follow-up convenings."

Bar chart represents the frequency of the three (3) top themes coded from participant comments.

All 30 survey participants responded to: 'What next steps from the convening are you most excited about? What role would you and/or your organization like to play in those next steps?'

Appendix: Survey Questions

- **How satisfied do you feel about:** learning from other participants, the quality of your contributions, presentations, group reflection, participation in map activities, practitioner and researcher sessions?
- **Did you feel prepared for the convening?**
- **Leading up to the convening, how clear were you about:** the goals of the convening, the needs of the field, your role and responsibilities at the convening, next steps and outcomes?
- **What were key highlights from your participation? / What was most surprising / most challenging?**
- **How did the conversations and activities reflect your work?**
- **How did the conversations and activities reflect your current experiences, successes, and challenges with research, evaluation, and/or assessment?**
- **How successful to you think the ‘Measures in Common’ convening was in meeting its goal?**
- **Do you feel the appropriate practitioners, researchers, and disseminators were gathered for the meeting?**
- **What do you think are likely impacts of the convening on the next decade? What would you like to see happen as a result?**
- **What next steps are you most excited about? What role would you and/or your organization like to play?**
- **Please note anything else you would like to share about your participation in the project?**